

# ***INSTALLATION INSTRUCTIONS***

**CNH FLEX HOE SINGLE SHOOT OPENERS**



**2110 Park Avenue Brandon, Manitoba, Canada R7B 0R9**

**Website: [www.atomjet.com](http://www.atomjet.com)**

**Email: [agriculture@atomjet.com](mailto:agriculture@atomjet.com)**

**Phone: 1.204.728.8590**

**Fax: 1.204.726.5734**

**Toll Free: 1.800.573.5048**

# IMPORTANT WARRANTY/GUARANTEE INFORMATION

## DO NOT DESTROY

Any claims under the guarantee must be COMPLETED BY OCTOBER 31 IN THE YEAR OF PURCHASE to qualify for a full refund. To satisfy a claim, Atom-Jet Industries must be given the opportunity during the seeding season to rectify the problem or issue, if NOT THE GUARANTEE IS NULL AND VOID. Wear under normal use is not covered by warranty/guarantee.

To activate your warranty registration, scan this QR code using the application on your mobile device and fill out the online form. Upon receipt of the completed form, we will send you a free pair of Atom-Jet work gloves.



WARRANTY IS TO BE COMPLETED BY OCTOBER 31 IN THE YEAR OF PURCHASE. The openers will either be Replaced or Repaired during this period. If you need to return an opener for warranty, please enclose your name, the farm name, address, phone number with area code, dealer purchased from, number of openers purchased, and the date of purchase. Please enclose copy of original invoice. Inclusion of the information will significantly speed up your warranty claim.

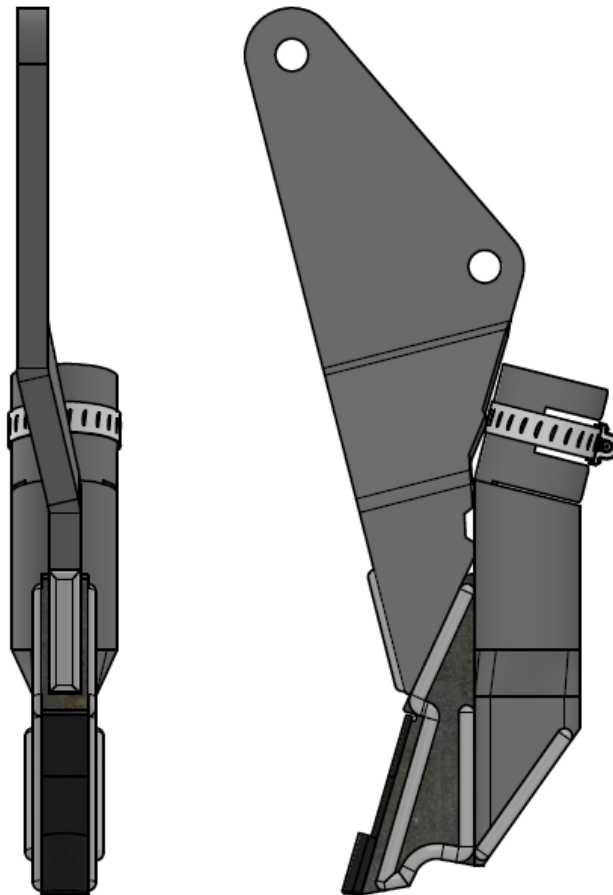
Get a  
**GOOD START**  
"IF SEEDING ISN'T DONE RIGHT, NOTHING ELSE MATTERS."

## Before You Start

Our openers are designed to be compatible with the following drills:

- Case Precision Hoe 800
- Case Flex Hoe 900
- New Holland Precision Hoe P2070
- New Holland Precision Hoe P2075

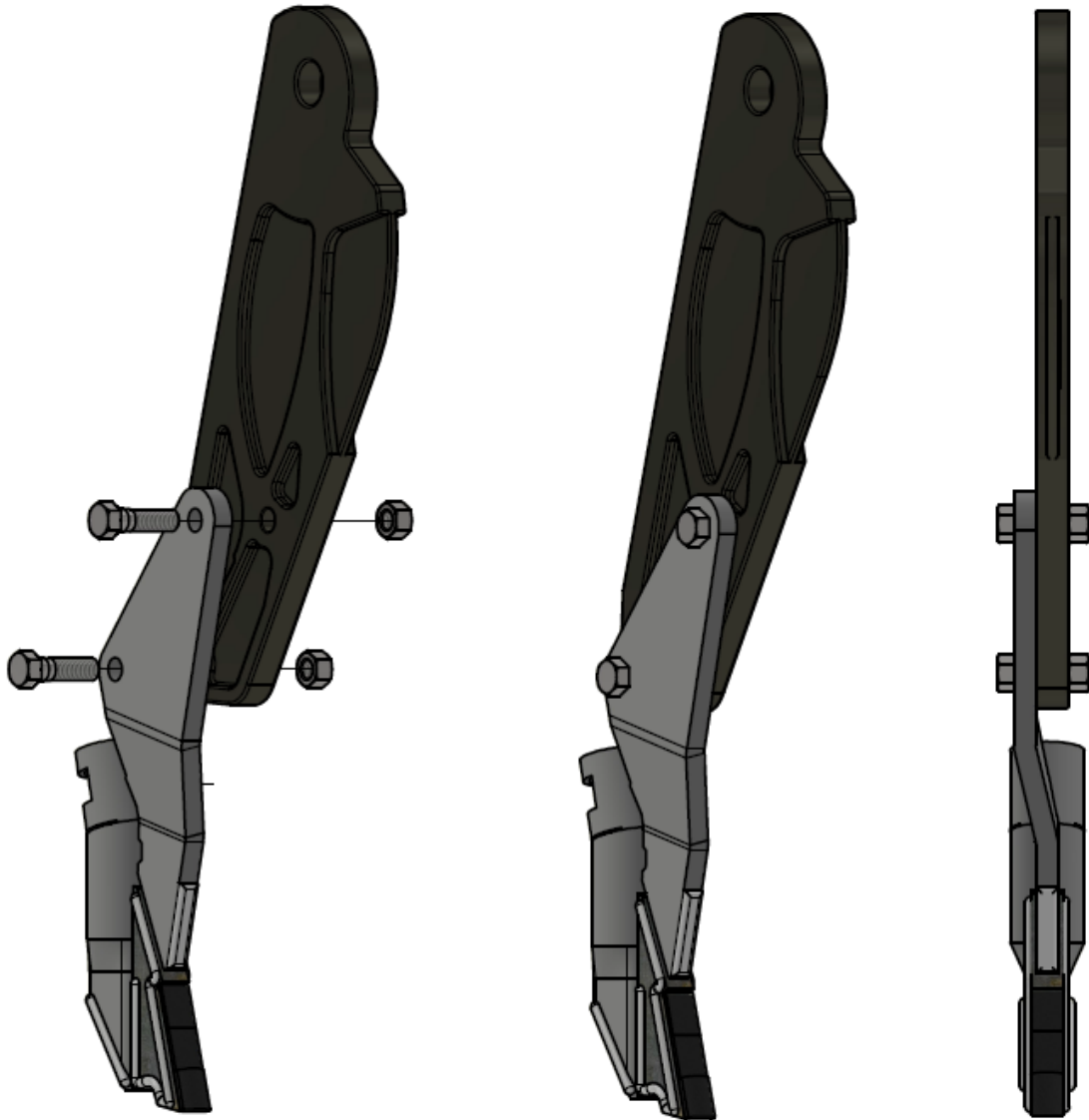
Do not modify your openers to mount to your drill.



*Figure 1: ZT-CBAA00*

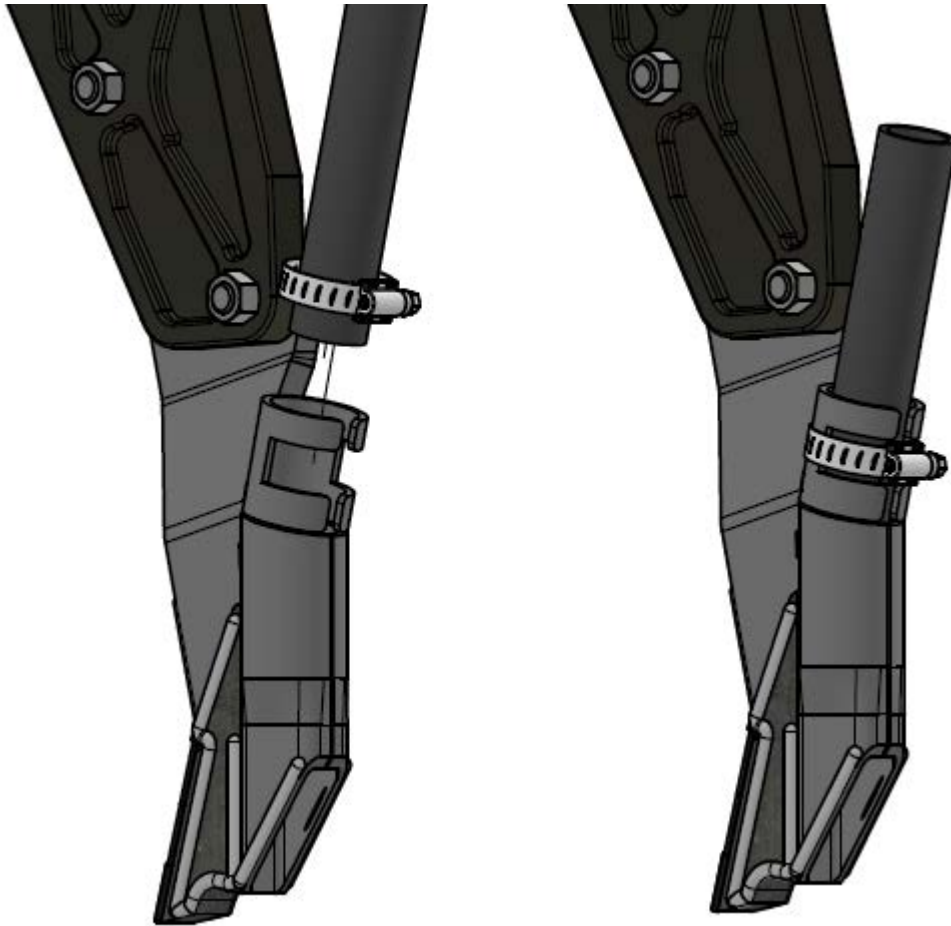
## Opener Installation

- 1) Bolt openers to shank using the provided  $\frac{1}{2}$ " x  $1\frac{7}{8}$ " bolts and nuts. Once installed, the point will be centered underneath the shank.



*Figure 2: Bolt opener to shank*

- 2) Install the seed hose into the opener just past the bend. Secure the hose with the supplied #20 hose clamp.



*Figure 3: Install dry hose*

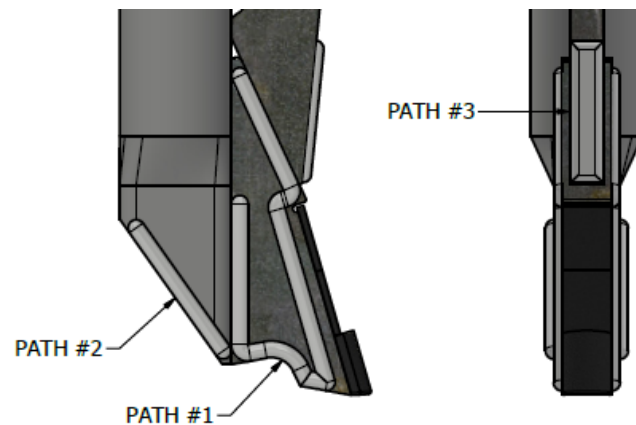
Our openers are designed to allow hoses of different diameters. Hose bushings will be required for  $\frac{3}{4}$ " ID hoses. Short pieces of delivery hose sliced vertically and slipped over the delivery hose make good bushings. If desired, a bushing can be purchased through Atom-Jet: part OP-CB15 TUBE SPACER.

## Opener Maintenance

Atom-Jet openers are designed to be tough, durable, and reliable in all soil conditions. To extend the life of your openers even further, follow these steps:

- 1) Exchange openers from the wheel tracks with other areas of the drill or cultivator.
- 2) Maintain hard surfacing on the openers by building up the areas that were hard surfaced at the factory. Detailed instructions on how to do this are on the back page. Hard surface welding sticks and hard surface wire can be purchased through your local welding supply store.

## Hard Surfacing



*Figure 4: hard surface paths*

One of the reasons we chose steel to build our openers is the ease with which they can be maintained. The following steps are for re-building the hard surface weld beads:

- 1) Maintain the hard surfacing on the openers by building up the areas we have hard surfaced in the factory. Clean off the openers and work on at least ten openers at a time. The idea is to minimize the heat build-up in the opener, preventing any damage to the carbide.
- 2) Follow these steps:
  - a. Starting  $\frac{1}{8}$ " away from the carbide, do PATH #1 on all openers.
  - b. Then, do PATH #2 on the skirting of all openers. It may help to clamp a piece of steel inside the boot plate to give backing to the weld and to act as a heat sink.
  - c. Turn the openers over and repeat PATHS #1 and #2 on the other side.
  - d. Starting  $\frac{1}{8}$ " away from the carbide, do the paths marked #3 on all openers.
- 3) Atom-Jet Industries regularly performs this process for many customers. Call today for a quote at 1-800-573-5048.