






MID-ROW BANDER CONNECTIONS

Incoming Line Size	0.250" ID	0.375" ID	0.500" ID	0.085" ID	0.250" OD
Scraper Part Number	DMEL12 DMER12	DMEL13 DMER13	DMEL14 DMER14	DMEL28 DMER28	DMEL11 DMER11
Tube Adapter Set	1 × #4 Hose Clamp	2 × #4 Hose Clamp 1 × #6 Hose Clamp 1 × ¼"-⅜" Barb 2" NH3 Tube Joint	3 × #4 Hose Clamp 1 × #6 Hose Clamp 1 × ¼"-½" Barb 2" NH3 Tube Joint	1 × #4 Hose Clamp	1 × Compression Fitting
					
Installation	Push supply line over flare and secure with provided hose clamp.	<ol style="list-style-type: none">1. Push supplied NH3 tube joint over tube flare and secure with #4 hose clamp.2. Push ¼" end of the hose barb into the NH3 Tube joint and secure with #4 hose clamp.3. Push supply line into ⅜" end of the hose barb and secure with #6 hose clamp.	<ol style="list-style-type: none">1. Push supplied NH3 tube joint over tube flare and secure with #4 hose clamp.2. Push ¼" end of the hose barb into the NH3 Tube joint and secure with #4 hose clamp.3. Push supply line into ½" end of the hose barb and secure with #6 hose clamp.	Push supply line over scraper tube and secure with provided hose clamp.	<ol style="list-style-type: none">1. Press compression fitting onto scraper stainless tube and tighten.2. Press supply line into compression fitting and tighten.
Cost	Included	Included	Included	Included	Not Included; Call for Price